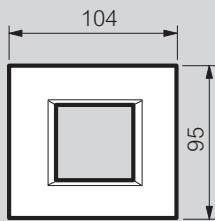
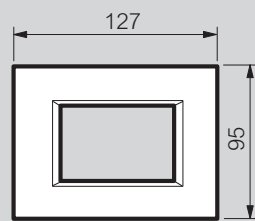


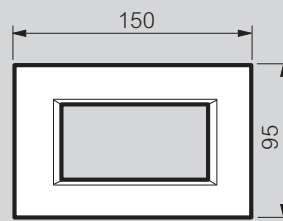
**Placas rectilíneas**



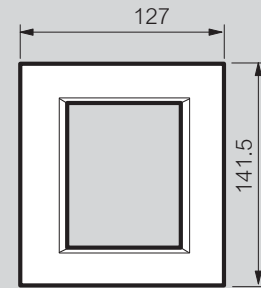
HA4802...



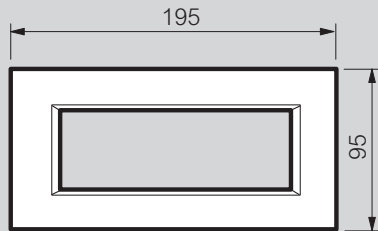
HA4803...



HA4804...

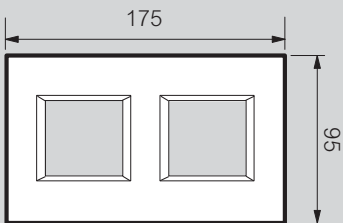


HA4826...

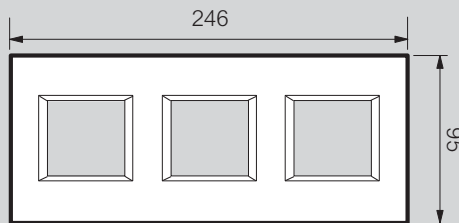


HA4806...

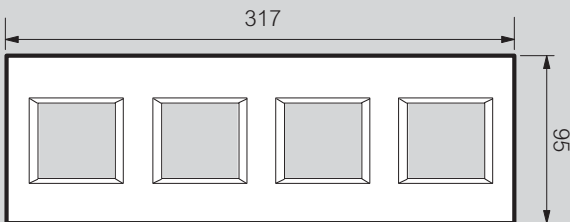
**Horizontal**



HA4802M2H...

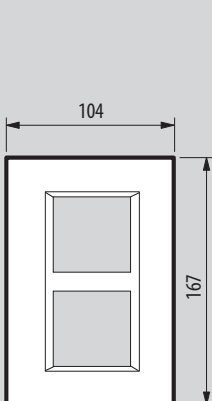


HA4802M3H...

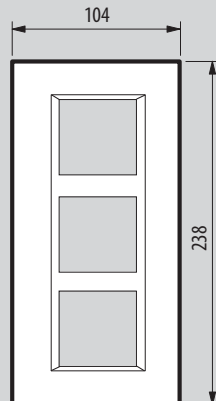


HA4802M4H...

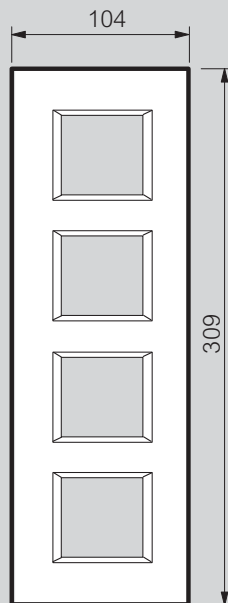
**Vertical**



HA4802/2...  
- HA4802M2...



HA4802/3...  
- HA4802M3...

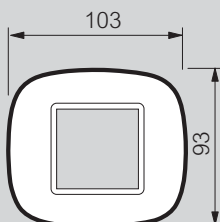


HA4802/4...  
- HA4802M4...

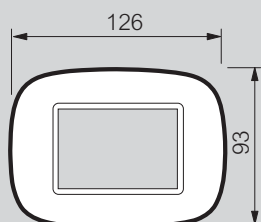
# Axolute

## datos dimensionales

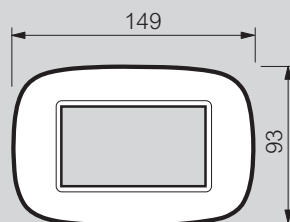
### Placas elípticas



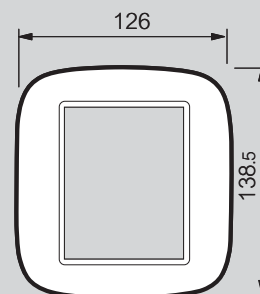
HB4802...



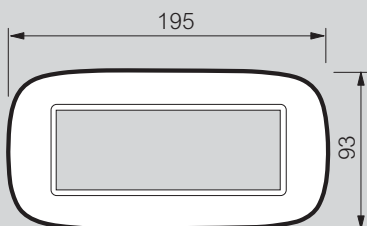
HB4803...



HB4804...

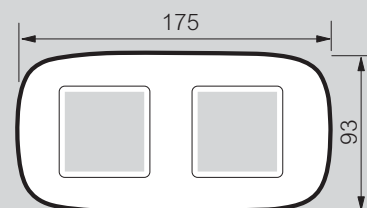


HB4826...

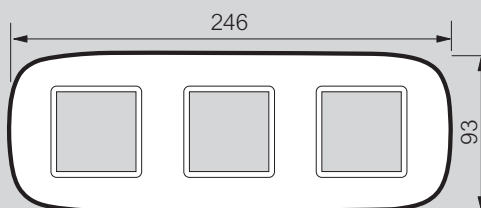


HB4806...

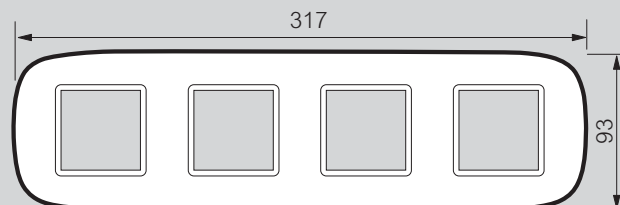
### Horizontal/vertical



HB4802/2... - HB4802M2...



HB4802/3... - HB4802M3...

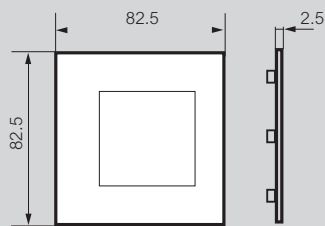


HB4802/4... -  
HB4802M4...

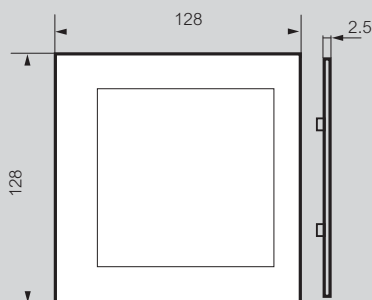
# Axolute Etèris

## datos dimensionales

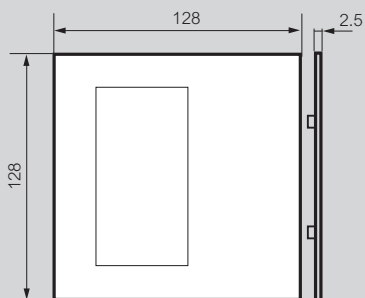
### Placas Etèris



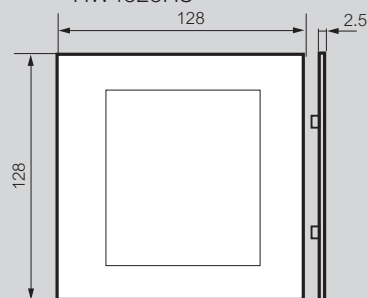
HW4802HC - HW4802HD  
- HW4802HS



HW4828HC - HW4828HD  
- HW4828HS

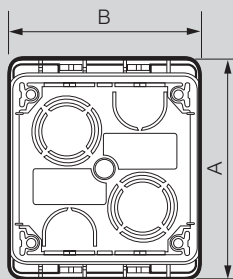


HW4824HC - HW4824HD  
- HW4824HS

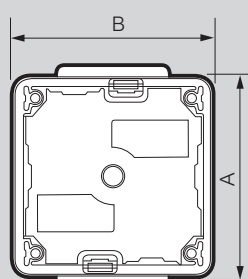
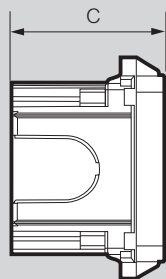


HW4826HC - HW4826HD  
- HW4826HS

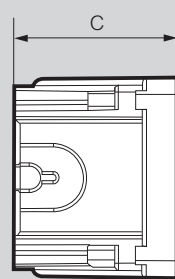
### Cajas Etèris



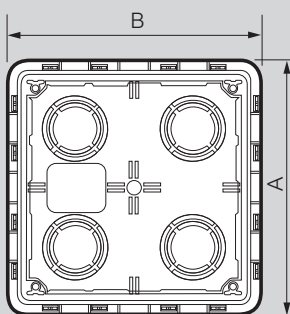
502W



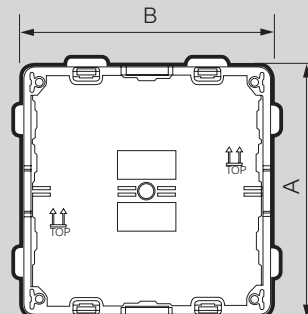
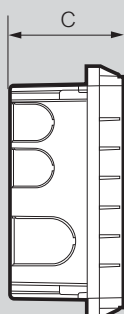
PB502W



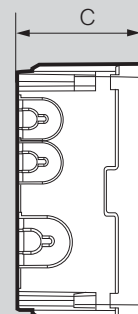
Dimensiones (mm)	a	b	c
<b>502W</b>	80,0	70,5	58,0
<b>PB50W</b>	70,5	70,5	58,0



528W



PB528W



Dimensiones (mm)	a	b	c
<b>528W</b>	128,5	128,5	58,0
<b>PB528W</b>	116,5	116,5	58,0

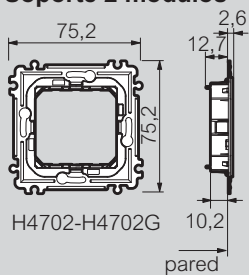


En tabiquería hueca de 10 cm de espesor no es posible instalar 2 cajas opuestas una a la otra (una en cada lado de la pared) porque el espacio total necesario es de 12 cm, lo que excedería el ancho total de la pared.

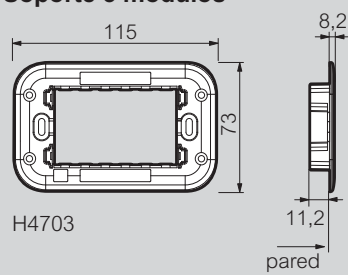
# Axolute

## datos dimensionales

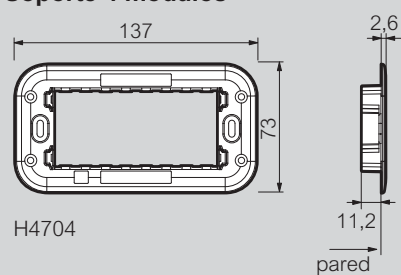
### Soporte 2 módulos



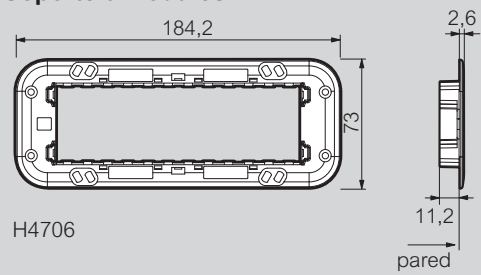
### Soporte 3 módulos



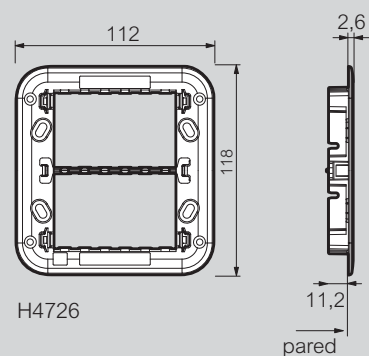
### Soporte 4 módulos



### Soporte 6 módulos



### Soporte 3 + 3 módulos



### Soportes Etèris

