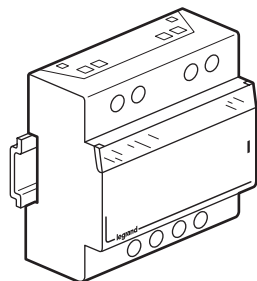


Rectified filtered single-phase modular power supplies

Catalogue number(s): 4 131 05/06/07/08



CONTENTS

Page

1. General characteristics	1
2. Range	1
3. Operating principle	1
4. Technical characteristics	1
5. Electrical characteristics	2
6. Miscellaneous	2

1. GENERAL CHARACTERISTICS

For powering PLCs and their peripherals as well as any other use requiring direct current.

- single-phase 50/60 Hz,
- class II,
- double use terminals,
- PTC protected against overloads and short-circuits (1).

Conform to standards IEC/EN 61558-2-6, IEC/EN 61131-2, IEC/EN 60204 and IEC/EN 60349-1.

Public and high-rise building compliant.

CE marking.

(1) Overload and temperature limitations.

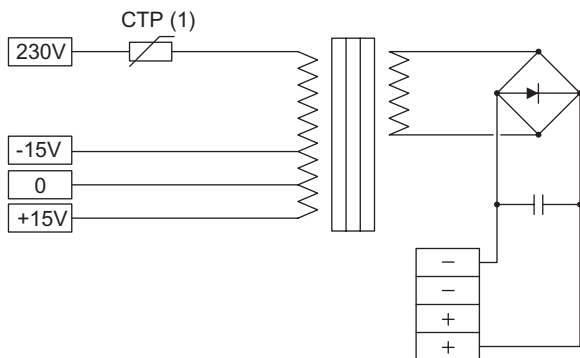
2. RANGE

2.1 Modular power supplies

Primary 230 V_~ ± 15 V.

Cat. No.	Power (W)	Use voltage (V)	Current (A)	No. of 17.5 mm modules
4 131 05	15	12	1.25	5
4 131 06	15	15	1	5
4 131 07	12	24	0.5	5
4 131 08	21.5	24	0.9	5

3. OPERATING PRINCIPLE



(1) Overload and temperature limitations.

In the event of automatic shut-down by tripping of the PTC, switch off primary supply and allow the sample to cool down before switching on again

4. TECHNICAL CHARACTERISTICS

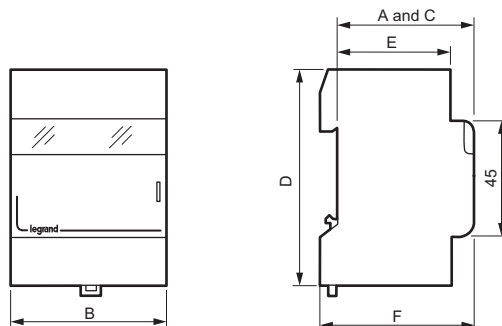
4.1 Identification

Information pad printed on the front ensuring excellent durability:

- catalogue number,
- primary voltage,
- use voltage,
- use current,
- connection diagram,
- use symbol,
- embossed terminal marking.

4.2 Mounting / overall dimensions

Fixing on symmetrical rail □ depth 7.5 or 15 mm.
IEC/EN 60715.



Cat. No.	Dimensions (mm)						Weight (Kg)	No of 17.5 mm modules
	A	B	C	D	E	F		
4 131 05	60	89	60	95	44	66	0.95	5
4 131 06	60	89	60	95	44	66	0.95	5
4 131 07	60	89	60	95	44	66	0.95	5
4 131 08	60	89	60	95	44	66	0.95	5

Rectified filtered single-phase modular power supplies

Catalogue number(s): 4 131 05/06/07/08

4.3 Connection

By yoke screw, screwdriver PZ1 or flat 4 mm.
Primary or secondary, flexible or rigid 4 mm².

4.4 Marking

The power supplies are equipped with a label holder taking all label types of the Lexic modular range.

4.5 Materials

Insulating enclosure made of mineral filled polyamide 6.
Holder made of transparent polycarbonate.
Rail mounting claw made of polyacetal.

5. ELECTRICAL CHARACTERISTICS

Lexic single-phase power supplies primary 230 V \pm 15 V

Cat. No.	4 131 05	4 131 06	4 131 07	4 131 08
Primary on-load current (A) at 230 V	0.15	0.15	0.13	0.17
open circuit (V)	15.1	18.5	28.9	29.9
on-load (V)	11.8	14.6	23.6	22.8
Operating voltage on-load 100 mA and primary voltage + 10%	16.3	19.9	30.6	32.0
nominal on-load and primary voltage -15 %	10.4	12.9	20.7	20.3
No-load losses (W)	3.4	3.4	3.4	3.4
Total losses at 100% load (W)	8.7	8.9	7.1	10.4
Ripple factor (%)	< 3	< 3	< 3	< 3
Voltage drop $\cos \varphi = 1$ (%)	28.5	26.7	22.3	31.0

6. MISCELLANEOUS

Heating value (Mega Joule)

Cat number	4 131 05	4 131 06	4 131 07	4 131 08
H. value (MJ)	14.6	14.6	13.5	16